




Canal &  
River Trust

Making life better by water

# All about Ducks

Fun ways to discover the ducks  
on your local waterway



# Ducks, dogs and lazy days

Canals and rivers are very special places which kids and adults can explore together any day of the week. Some are found in quiet countryside and others run through bustling cities. Wherever they are, canals and rivers are great places to visit for a few hours or a whole day out.

There are lots of fun things to do there!

**Feed the ducks some healthy treats**

**Take your dog for a walk** **Catch your first fish**

**Spot some wildlife** **Go for a gentle bike ride**

**Enjoy a picnic** **Go on a boat trip**

**Take photos to show your friends**

**See historic bridges and buildings**

All you have to decide is which canal or river to explore first!

Always go to a canal or river with an adult and remember to stay

**SAFE**

Stay  
Away  
From the  
Edge



# Discover your local canal

At the Canal & River Trust we believe that life is better by water. We care for 2,000 miles of waterways right across England and Wales. We work with local communities to transform canals and rivers so you can enjoy them in all sorts of ways.

Did you know that over eight million people live within just 1km of our waterways? Use the **local to you** search on our website to discover which canals and rivers are close to you. You can also use it to find out about the exciting events and activities that are happening in your area.

[canalrivertrust.org.uk/local-to-you](http://canalrivertrust.org.uk/local-to-you)



Check out the **duck-themed** activities in our guide for hours of guaranteed fun both by the water and when you get home.





# Have you seen one?

Look out for these common waterway birds.  
Tick the box when you see one.



## Canada goose

A very large bird with a distinctive black head and neck, and a large white patch around its throat.



## Coot

Totally black with a small white 'shield' above its beak. Slightly larger than its cousin, the moorhen.



## Mallard (male)

The most common duck on our waterways, it has a green head and long, broad yellow bill.




## Mallard (female)

The same shape as the male Mallard but with mainly brown feathers and an orange-brown bill.



## Moorhen

Blackish with a red and yellow beak. When out of the water, look for their long, green legs.




## Swan

A very large white bird with a flexible 'S' shaped neck. It sleeps with its head facing backwards tucked under its wings.

*More to find on page 11*

# Duck dot to dot

Once you've joined up all the dots, you'll see who's beside the water. Don't forget to colour in your picture too.




# Draw your local canal

Ducks are not the only thing you'll see when you visit a canal. Where else can you find such a mix of wildlife, historic buildings, countryside and narrowboats?

Remember to look all around, up in the air and down on the ground. Have you seen any insects or flowers? Are there buildings or bridges? What colour are the leaves on the trees?

*Draw pictures of three interesting things you saw at the canal.*



# What's my name?

Find these words hidden in the grid. Search up, down, forwards, backwards and diagonally. The letters left in the grid will spell the name of this large waterway bird.

BILL

FEATHERS

WING

WEBBED

WADDLE

DUCKLINGS

QUACK

SWIMMING

DIVE

MALLARD

COOT

MOORHEN

SEED

CANAL



Name of waterway bird \_ \_ \_ \_ \_

Answer on page 15



# Photo safari

Canals and rivers are great places to explore. Why not take some photos so you can show your friends where you've been and what you saw? Ask if you can borrow a mobile phone, if you don't have a camera.

*Try and take a photo of all these things. Some are simple, some will take time.*

- Narrowboat
- Duck
- Flowers
- Interesting wall or fence
- Bridge
- Lock
- Dog

What else did you photograph?

.....

.....

.....

Share your best photos using the hashtag [#lifesbetterbywater](#).

    [@canalrivertrust](#)





**Canal &  
River Trust**

Making life better by water

## Wild and wacky

Ducks come in a huge variety of sizes, shapes and colours. On this bookmark you can go wild and colour in your very own wacky duck.


*What's your favourite colour for its bill?*

*Will you use more than one colour for its feathers?*

*What colour will you choose for its webbed feet?*

### Did you know?

- Ducks' feet never get cold because they don't have nerves in them
- To turn, a duck paddles more strongly on one side, like we do when rowing a boat
- Some ducks dive completely underwater for their food. Other ducks are dabblers and feed by tipping headfirst into the water



This bookmark belongs to:

## Yummy for ducks

Sweetcorn



Lettuce



Peas



Oats



Rice



Seeds



## Yummy for ducks

When you're out exploring our canals and rivers you're bound to bump into some delightful ducks. But did you know white bread is their version of junk food? Treat them to these healthy snacks instead.

**Sweetcorn** Ducks are very fond of sweetcorn. Tinned, fresh and frozen (defrosted, of course) are great.

**Lettuce** When the lettuce leaves in your fridge are past their best, don't put them in the bin. Tear them into pieces and treat the ducks instead.

**Peas** They don't need to be cooked - just defrost them before you head out.

**Oats** Rolled oats and even instant porridge oats are always a huge hit with ducks.

**Rice** Treat the ducks to a real banquet with leftover rice from your takeaway or uncooked rice from your store cupboard.

**Seeds** Ducks love bird seed and the seeds from the healthy aisle in the supermarket. Seeds don't always float so it's best to scatter them in shallow water or on the ground.


# Six to spot

Male ducks are usually more colourful than females, which makes them easier to identify. You probably won't see these six ducks all at the same time so keep looking whenever you go to a canal or river. Tick the box when you see one.



**Goldeneye**

This duck likes to dive. Males are black and white with a green head and a golden eye.




**Mandarin**

The male has orange feathers on the side of its face and bright orange 'sails' on its back.



**Pochard**

Normally it has a bright reddish-brown head, a black breast and tail and a pale grey body but in summer it turns mainly brown.




**Teal**

This small dabbling duck has a chestnut coloured head with broad green eye-patches and a spotted chest.



**Tufted**

A medium-sized black diving duck with white sides, a feathered crest on its head and yellow eyes.



**Wigeon**


This duck visits the UK from Iceland and Russia in winter. Its head and neck are brown, with a yellow forehead, pink breast and grey body.



# Egg to duckling quiz

1. A duck's nest is lined with small feathers known as down. They are

- a. collected from the river bank
- b. blown into the nest by the wind
- c. plucked by the female duck from her own belly




2. After laying her eggs, a female duck sits on the eggs

- a. to stop them rolling away
- b. to keep them warm
- c. to stop other ducks stealing them




3. How does the egg shell break to let the duckling hatch?

- a. the mother duck hits it with her bill
- b. the father duck squashes it
- c. the duckling breaks it from the inside



4. When a duckling hatches, it is damp and slimy. It dries itself

- a. in a sunny spot
- b. in the wind
- c. under its mother's feathers

5. A new duckling can

- a. walk, swim and feed itself
- b. walk and swim but is fed by its parents
- c. do nothing by itself

Answers on page 15

## CANAL COLLAGE

When you're at the waterway, collect grasses, seeds, twigs and different shaped leaves. Autumn is a great time to do this as the leaves turn red, orange and yellow. Remember to pick the leaves from the ground, not the trees.

Back at home, use sticky tape or glue to stick these things onto paper. Use your imagination to turn the leaves into boats, bridges, ducks or other creatures you've seen.



# Happy families

Baby ducks are known as **ducklings**. But did you know that male ducks are called **drakes** and female ducks are called **hens**?

Put these water birds into two families.

**A**




My dad has a long, yellow bill

**B**



My dad has long yellow legs

**C**




My babies have red on their faces

**D**



My babies have yellow on the sides of their heads

**E**



My babies have a brown line near their eyes

**F**



My babies don't have any yellow on them

Mallard family

Moorhen family

Answers on page 15



# Tasty Sudoku

Here are three healthy foods that ducks love. Each row, column and 2 x 2 coloured block must contain all the letters of the four-letter word. Don't guess. Work it out logically or ask a grown up for help.

PEAS



P			
A			
			P
			E

OATS



		S	
		T	
	A		
	T		

RICE



C			
			E
R			
			I




Answers  
 Page 7 Canada goose  
 Page 12 1c, 2b, 3c, 4c, 5a  
 Page 14 mallard a, d, e / moorhen b, c, f

# Life's better by water

The Canal & River Trust has a great newsletter that can give you all the latest news, offers, events and more fun guides. Sign up at [canalrivertrust.org.uk/newsletter](https://canalrivertrust.org.uk/newsletter)

**We need your help...**



**Become a Friend of the Canal & River Trust**

By giving a monthly donation, you can help make life better by water for millions of people.

Find out more at [canalrivertrust.org.uk/friend](https://canalrivertrust.org.uk/friend)

## Volunteer for us

Why not join our team of volunteers? They love to help keep their local canal a special place.

You can volunteer for as much or as little time as you like. Find out more at [canalrivertrust.org.uk/volunteer](https://canalrivertrust.org.uk/volunteer)

**Stay connected: follow us**

 **@canalrivertrust**



**Canal & River Trust**

Making life better by water

Charity No. 1146792

© Canal & River Trust 2018 09/18

