



Discover Bratch Locks

Bratch Locks form one of the prettiest groups of canal buildings on the Staffordshire and Worcestershire Canal. Just the place for a great family day out in the country!



A little bit of history

Bratch Locks were planned by James Brindley, the famous canal engineer, and opened in 1772. The two bridges, toll house and lock keeper's cottage, all built in mellow brick, make it a favourite spot for artists, as well as walkers, anglers and bird spotters.

Best of all
it's FREE!*

Five things to do at Bratch Locks

- Take** binoculars and look out for wildlife. You might even spot otters, kingfishers, and dragonflies which love the still water of side ponds.
- Watch** the water in a lock as it empties into the side pond. The process is then reversed to fill the next lock.
- Go** on the circular walk along the canal and the disused railway line (1.4 miles/2.2km). Be sure to take a break in the Railway Café – a converted railway station!
- Walk** down the towpath to Bumblehole Lock, another scenic lock.
- Visit** Bratch Pumping Station, one of only 50 remaining steam pumping stations and built to look like a fairy-tale castle.

What to Spot

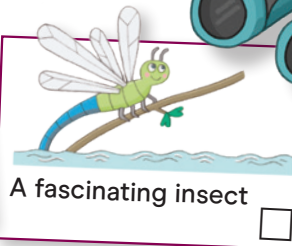
Explore the waterside together.
How many of these can you spot?

A duck quacking



166

The number of a bridge or lock



An interesting stone or brick



The names of two boats




A face or animal in the clouds



Information

Bratch Locks
Wombourne
Wolverhampton
WV5 8DH

 Parking

 Toilets


 Café

 Pub

 Picnic

 Path

 Circular walk

 Allow 1-2 hours for this visit

* Don't forget:

Although the site is always open the facilities and boat trips may not be and some may be chargeable. Please check with local businesses before setting out.

Go to canalriverexplorers.org.uk to discover lots of fun things to do with the family.

A big thank you to all the volunteers who helped produce these.