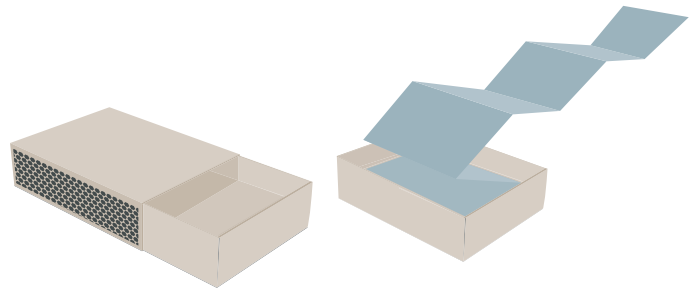




## Create and Do: Map in a matchbox



Capture the things you see along your journey by mapping the things you find. It's a great way to sketch, draw or note what you see and find out more when you get home. The map will unfold to reveal all the things you discovered on your journey.

### You will need:

- Matchbox
- Strip of paper just wide enough to fit inside the match box – it can be as long as you like, providing it fits inside the box when folded (see our templates overleaf)
- Pencil or pen


### What to do

- Divide the strip of paper into sections which are just slightly shorter than the length of the matchbox (see template over page – you could use this and sellotape several together).
- Use the lines as a guide to fold the strip of paper into a concertina.
- Glue one end of the strip into the bottom of the box, and fold the rest to fit inside the box.
- Make a note or sketch the things that interest you as you walk or cycle along by the waterway.
- There are so many species of wildlife and plants to see, but if you look closely you might see animal footprints, interesting leaf markings or an insect you haven't seen before. You could take note of smells and sounds, or canal structures such as a lock, aqueduct or weir.
- When you finish each section, re-fold your map back into the box.

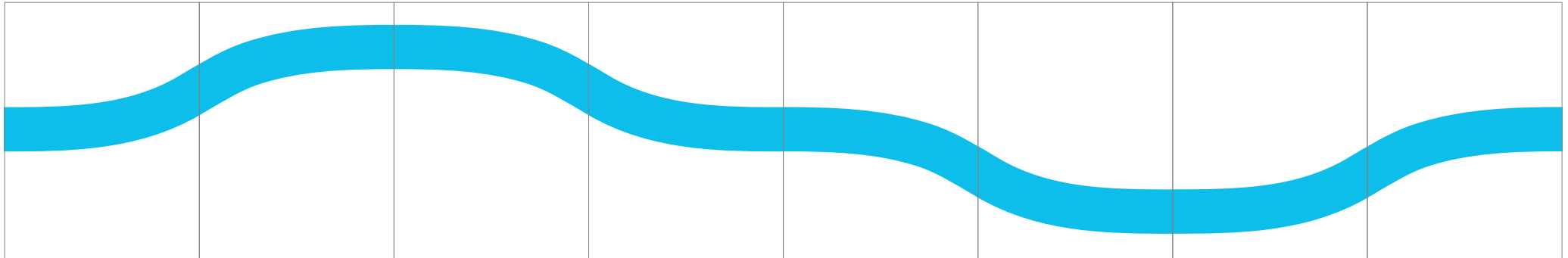
### Try this at home

- **Who'd been there?**  
Identify the footprints and find out more about the creature that made them to tell you more about why they like to live in their waterside habitat. Do they feed or live amongst any of the plants or trees you have sketched?
- **Name that plant**  
Find out the latin and common name for the plants you have sketched.
- **Find out more**  
If you were fascinated by the structures you saw, take the time to find out more, for example why they were built or how they work. Next time you visit you could try to spot some of the wildlife living in our buildings and structures too.










Blank template



Template with canal



An example of things you could note

<p>Saturday, 17th July 8am Location: Any canal, Anytown</p>  <p>Mystery bird! Too fast to see what it was and it hid in the grasses (black?)</p>	 <p>Large number of trees with interesting vines hanging down from the branches</p>	 <p>Saw a heron on the banking</p>	<p>Bird tracks in some mud leading to the canal.</p> 	<p>Lots of reeds on this bend in the canal. A large goose type bird was feeding on something in the reeds.</p>  <p>12 noon: Stopped for lunch</p>	 <p>Beautiful colourful dragonflies here. Amazing greens and electric blue.</p>	<p>Saw a Kingfisher dart across the water - it was so fast and small but the colours gave it away. It perched in a branch of a very dark tree for 10 mins before diving to the water.</p> 	<p>Had to look hard in the dark water but saw a whole school of small brown fish</p>  <p>Tree with unusual shaped leaf - large, clover shaped, dark green</p> 
---	--	---	---	--	--	---	--