


# Traditional Boat Mop

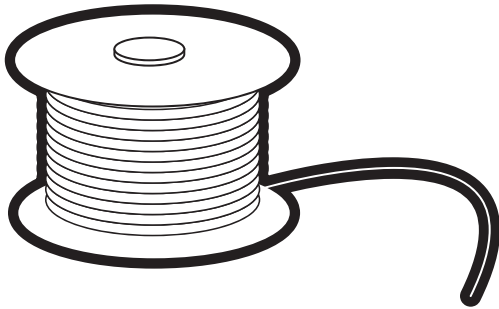
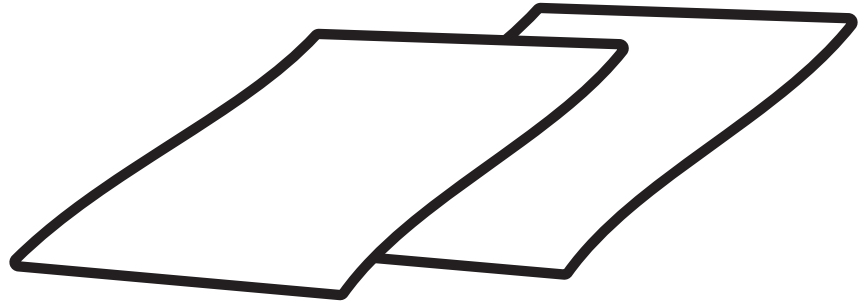
Fun things to do: page 1 of 2

## What you need

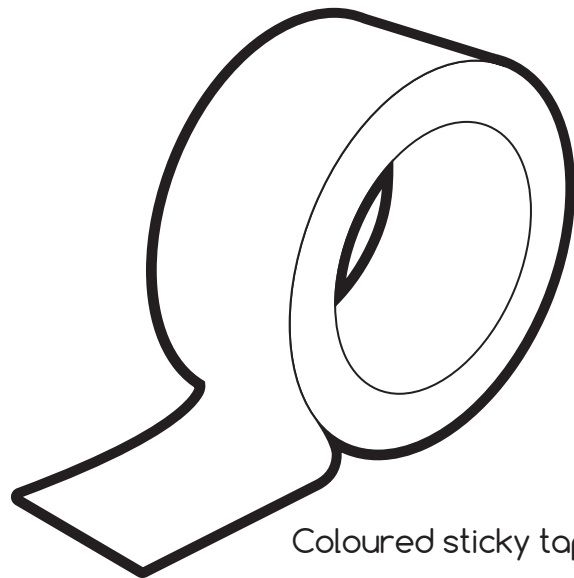


A pea stick  
or similar stick

Coloured thin  
fabric for tearing



1 x 20cm length  
of thin wire



Coloured sticky tape

### Top Tip

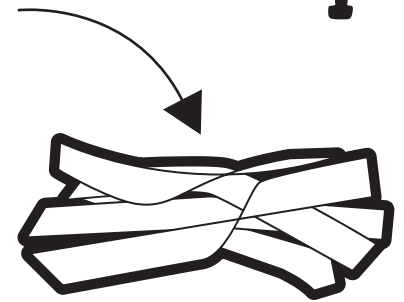

Use a variety of different coloured fabrics to create the best effect.



# Traditional Boat Mop

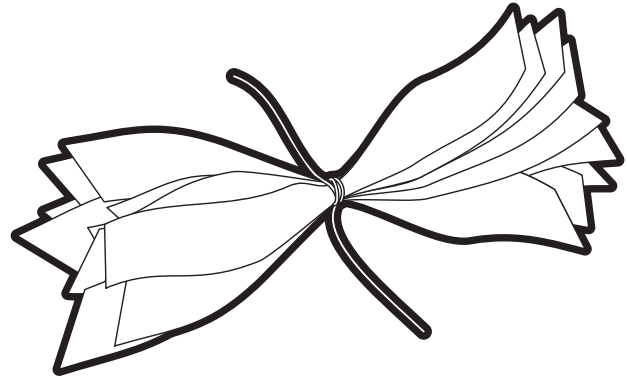
Fun things to do: page 2 of 2

Tear the fabric into about 20 strips 25 - 30cm long. Use different colours for each mop. Cut small slits in the end of the fabric sheet to make it easier to tear.



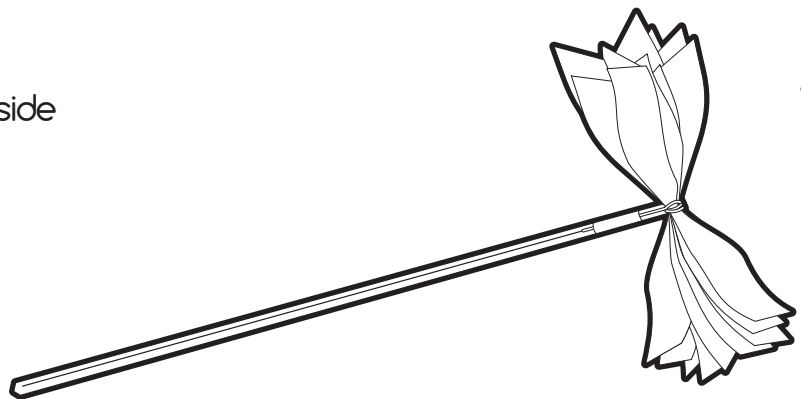
1

Wrap the wire round the middle of the bundled strips of fabric.




2

Fold the ends of the wire along the side of the pea stick and tape it down.



3

Wrap a thin strip of coloured sticky tape round the pea stick in a spiral to create the finished look.



4