

Teacher Visit Information

Our learning programmes

All the resources, lesson plans and activities on offer through Canal & River Explorers are developed in **partnership with teachers and education consultants**. This means that they are very closely linked to the National Curriculum and can be easily updated to comply with any curriculum changes. Learning materials and activities are evaluated throughout the academic year using teacher and pupil evaluation methods. This information is then used to continually improve the quality of resources and standard of provision. We incorporate health and wellbeing outcomes into our learning activities to maximise the benefits of a visit for pupils. All activities include outdoor elements.



Our volunteers

Educational visits are run by the education volunteer team which is managed and supported by the Learning and Skills Coordinator.

Recruitment of volunteers is targeted; volunteers are interviewed, must provide two references and are required to have an enhanced DBS check. They also undertake health and safety training specific to the museum site, safeguarding training and specific training around leading educational activities. Volunteers are closely monitored by the Learning and Skills Coordinator and their training is recorded through our volunteer database. The quality of delivery is monitored through the evaluation forms that are provided to every teacher and group leader visiting the museum, as well as to all teachers who book outreach activities.



Our volunteers will take responsibility for safely delivering activities with your group. They will also be responsible for decisions around weather conditions and will adapt your itinerary or activities as necessary.


Our volunteers will expect you to take responsibility for appropriate adult to child ratios (we recommend 1:4 for KS1 and 1:6 for KS2), first aid, managing the group and their behaviour as well as ensuring children are dressed appropriately.

Special educational needs

Our team regularly adapt activities and itineraries to suit pupils with SEND & EAL. Our education centre is available for your exclusive use for the duration of your visit and can be used as a quiet place. When taking part in activities out and about around the museum there are many quiet areas both inside and outside that can be used as a retreat when needed. We can also supply detailed information and photographs to help your pupils understand and become familiar with their trip before they arrive.

Book a volunteer-led activity

Tours and demonstrations for all ages



Walking Tour – Enjoy a guided walk around the museum, themed to a topic of your choice. Our team are well versed in local history and can theme your tour around transport, local geography, local people, houses & homes, art or STEM. If you have a topic in mind, please let us know! **45mins-1hr**

Blacksmith Demonstration – Watch our blacksmith create a horse shoe in his 200-year-old forge. You can ask him as many questions as you like at the end of the demonstration! You will have a member of our learning team with you to explain what is happening. You will also get to take the horseshoe back to school with you. **20mins**

Lock Demonstration – A member of our learning team will demonstrate and explain how locks work. If you are lucky you might even see a boat going through! Children will be able to help our lock keepers operate the locks. They will learn about 200-year-old engineering, the purpose of locks, lots of facts about locks and canals as well as how to stay safe. **20-30mins**



KS1 Workshops

Maps Workshop – We set the scene by building the Manchester Ship Canal in sand boxes (groups of 4/5 children per sand box). Children learn about how it connects to the inland waterway network, Irish sea and wider world. Children take part in geographic observation from our historic slipway, spotting the connections between the Shropshire Union Canal, Manchester Ship Canal, River Mersey and the docks at Liverpool. We investigate why Ellesmere Port was built and we create a giant map to show these connecting waterways. Children design a key to help us understand the map better. **1hour 15mins**



Homes from the Past – We introduce children to five families who lived in Ellesmere Port in the past. A boating family (1840), a dockworker's family (1840), a blacksmith's family (1900), a train driver's family (1930) and a factory worker's family (1950). Children dress as these families, learn about their individual characters, visiting the homes they would have lived in; and learning about how life and the Port changed over time. **2 hours**

Narrow Boat Art – We set the scene by visiting a narrow boat, understanding what it was used for and why people lived on board. We investigate the art on display. Children can then create many different types of narrow boat art, which they use to decorate a life-sized narrow boat cabin. These include ribbon plates, roses & castles painting, signwriting, horse brasses, lace and rag rugs. **1hour 15mins**



KS2 Workshops

Maps Workshop – Using our Ellesmere Port exhibition, we investigate why Ellesmere Port is here and why it was such an important place in the past. Through geographic observation, we learn about how the different waterways interconnect and enabled national and international trade. We think about why this was important for the UK. We look at different types of maps, plans and aerial photographs from different times to enhance our learning. We finish by creating our own giant map to show how the different waterways interconnect. **1hour 15mins**



Canal Maintenance Workshop – This is an ideal workshop to choose if you would like to focus on STEM. It looks at engineering and scientific experimentation. We begin with a lock demonstration to get children thinking about how canals are used and looked after. We then investigate how canals are eroded and how we can protect them; taking into consideration environment and volume of traffic. Children test out different methods of bank protection. We finish with an experiment to demonstrate how we monitor and maintain water quality using pH testing. **1hour 20mins**


Book resources to use with your class

All these activities are free of charge

Exploring the museum in small groups is an exciting element of a visit for children. They are free to explore areas of the museum they won't see during their volunteer-led activities. We provide bookable resources (described below) as well as interactive exhibits throughout the museum to help you make the most of this part of your day.

EYFS Trail:

Porthole Trail: This play focussed trail is strongly linked to the EYFS. Children learn about jobs people used to do in the docks and take part in activities linked to these jobs. We have 15 trails available. We recommend using one trail with a small group of children as a group activity. **1hr**



KS1 Activity Backpacks:

Explorers Backpacks: Book up to 15 backpacks for your group and use the resources within to explore the wide variety of exhibits, objects and buildings across the site. A teacher's pack will be sent out to you prior to your visit containing all the information you need to use these effectively with your group. These can be used one per group and managed by their adult or (recommended) one backpack between two children with guidance from their adult. **1-2hrs**

KS2 App:

Interactive NWMuseum App: Download this before you arrive or on the day of your visit from Google Play or the Apple store. Alternatively, book our four iPad minis which have the app pre-loaded. The App uses augmented reality to bring to life characters who would have lived and worked in the docks. This is focussed predominantly around the newly refurbished historic slipway. Characters explain who they are and what their job involves. You can also see a Mersey Flat being winched up the slipway for repair. The featured boat is on display in our boatyard with an additional augmented reality character located next to the boat. **1hr**

Example visit itinerary

Based on a class of **30** pupils



National
Waterways
Museum
Ellesmere Port

10am - Arrive at the museum

Your coach driver will be able to drop you directly in front of the museum entrance. You will have the opportunity to use the toilets on arrival. These are in the museum entrance. If needed, you will be able to have a snack/drink in the education centre.



10:30am - Volunteer-led activity/s

This could be a workshop, demonstration/s or a guided walk.


12noon - Lunch

You will have sole use of our education centre for the duration of your visit, where a lunch area is provided. There is also space outside, well away from the water, where children can play.

12:45pm - Explore the museum in smaller groups

Book one of our free resources and/or explore our interactive exhibits and period cottages.

Most schools depart between 2pm and 2:30pm, however the museum is open until 4pm in the winter and 5pm in the summer if you would like to stay longer.



Exploring the Museum

Great for local schools


On the ground floor of the Island Warehouse there is an exhibition dedicated to telling the story of Ellesmere Port. This exhibition includes lots of hands on activities, displays at different levels and is spacious enough to accommodate a whole class.

Great for creative play

Our temporary exhibition spaces on the first floor in the Island Warehouse will always include an element of play. The Friendship boat, also in the Island Warehouse, is great for imaginative play. We have a play boat in the picnic area next to the education centre. At Porter's Row, our period street, we have traditional toys and games available to use.

Interactive exhibits – things to do with your group!

- On our historic slipway, visit the carpenters workshop, have a go at building a boat and dress as slipway workers.
- In the Island Warehouse, visit our temporary exhibitions, play with our interactive wall, have a go at using pulleys to lift sacks, make brass rubbings and play with our docks model in the Ellesmere Port exhibition.
- Visit the power hall and see some of our boat engines working.
- Explore our four cottages at Porter's Row.
- Get on board our floating exhibits moored outside the Island Warehouse and explore traditional boat cabins.



Pricing

Local schools: If your school is within the CH64, CH65 or CH66 postcodes, you qualify as a local school and can access our discounted local rate.

- Museum admission: **£5 per pupil**
- Museum admission (local rate): **£2.50 per pupil**
- Volunteer-led activities: **£1 per pupil**
- Tours and demonstrations: **£1 per pupil**
- Self-guided resources: **Free of charge**



Museum Facilities

Toilets

There are toilets located throughout the museum. The main facilities for groups are in the reception area and on the upper floor of the Island Warehouse. There are disabled toilets and baby change facilities in these areas. There are also a small number of toilets located in our conference centre.

Lunch

Our indoor lunch area is located within the Education Centre and seats 30 pupils. Additionally, there is an outdoor picnic area directly outside the classroom. If you are coming with a larger group we can arrange alternative indoor lunch spaces.



Café

There is a café in our reception building selling hot and cold drinks, meals and snacks. Teachers and helpers are welcome to use the café during your visit; however if you wish to eat in the café as a group, provide ice-creams for your group or similar, this will need to be arranged with our front of house team and food will need to be pre-ordered. Please contact them on 0151 355 5017.

Access

All our main exhibitions, activities and buildings are wheelchair accessible, with a lift in the Island Warehouse for access to the first floor. **Please note that it is not possible to access our historic boat cabins in a wheelchair.** Mobility restricted pupils (not in a wheelchair) should be able to access all our exhibitions and boats. Our learning team are proficient in adapting activities to suit a wide range of learning needs, so please indicate on your booking form if there are any additional needs for your group.



Arriving at the Museum

Instructions for coach drivers

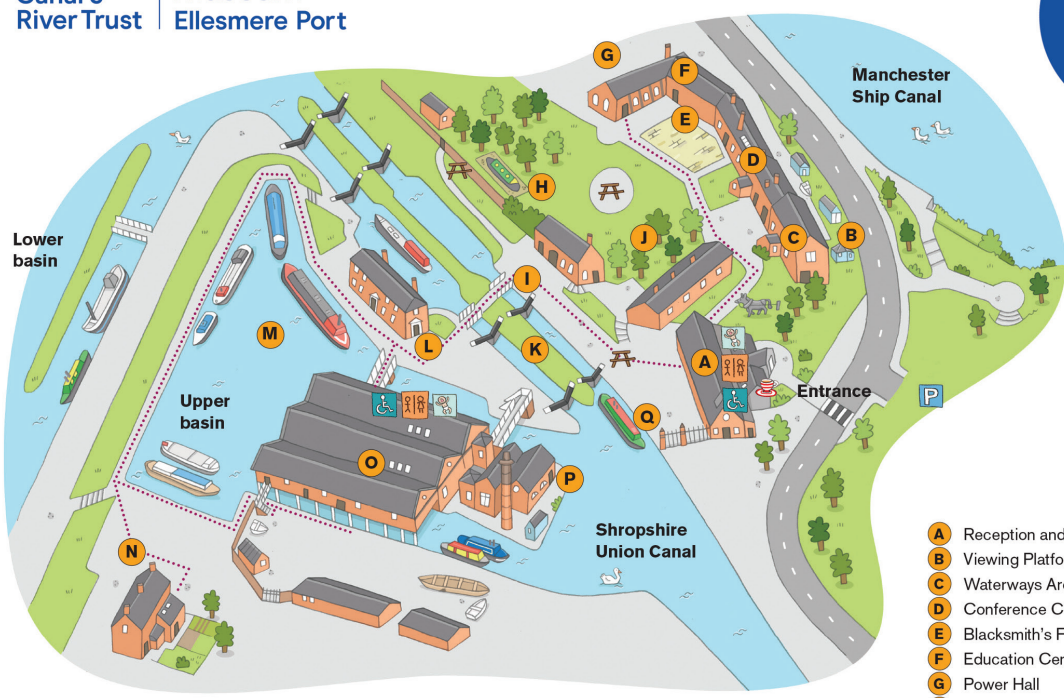
The drop off point for school groups is directly outside the museum entrance. There is a coach parking bay here, where drivers can leave a coach for the duration of the visit, if necessary.



Canal & River Trust

National Waterways Museum
Ellesmere Port

Make sure you download the free Augmented Reality app on your phone or tablet



Map key

- Toilets
- Café
- Baby change
- Picnic area/benches
- Disabled toilets
- Wheelchair and pram friendly routes

<ul style="list-style-type: none"> A Reception and Shop B Viewing Platform C Waterways Archive D Conference Centre E Blacksmith's Forge F Education Centre G Power Hall H Play & Picnic Area I Pattern Shop 	<ul style="list-style-type: none"> J Stables K Locks L Toll House (Museum offices) M Historic boats N Porters Row Cottages O Exhibition Hall P Pump House & Tower Q Centaur Boat Trips
---	--

Map not to scale



Copies of this map can be supplied upon your arrival at the museum.