


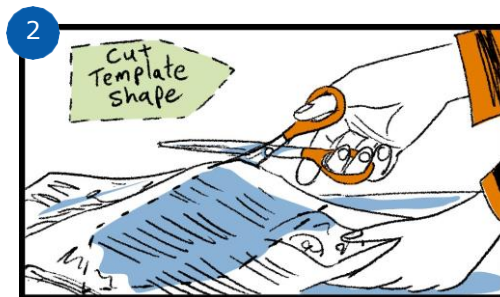
Make a Celebration Flag

A great way to join in the celebrations is to make a flag or banner. Get inspired by scrap materials you have to hand.


Things you will need...



Take a look at the scrap materials you've gathered - what ideas do they give you? Think about boats, wildlife and water!



Make a template from newspaper to work out the shape and size of your flag. Make it a few centimetres longer so you have enough to wrap around the stick.



Draw around your template onto the paper or fabric that you are using for the body of your flag.




Cut out your flag. Now you are ready to start the design!



Cut out shapes from different coloured scrap materials to decorate your flag.



Glue down all the pieces carefully and allow to dry.



Fold one edge of your flag around the stick. Use some tape or glue to stick it down well.



Then all that's left to do is give your flag a wave and get ready for the celebrations!

Celebration Flag Template



Celebration Bunting Template

