

# Mini canal adventure



Canals and rivers are brimming with juicy stories. You can make your own mini adventure now.



Don't forget to take a photo of your characters and ...



Tweet @CRTEExplorers




Find us at [facebook.com/Canal & River Trust - Explorers](https://www.facebook.com/Canal-River-Trust-Explorers)

1. Make characters for your story using the templates provided
2. Find an interesting location for your story to be set
3. Add your characters and come up with a story together!


## To make your own mini canal adventure you will need:

Pens to colour your characters



Scissors with rounded ends

A sheet of character templates



A picture frame template - optional



## Top Tip

Think about how your characters got to the canal or river.

Are they on a journey or do they live there?

What are they going to do in your story?


What interesting people or animals will they meet?

Don't forget to stay **SAFE** and **Stay Away From the Edge.**


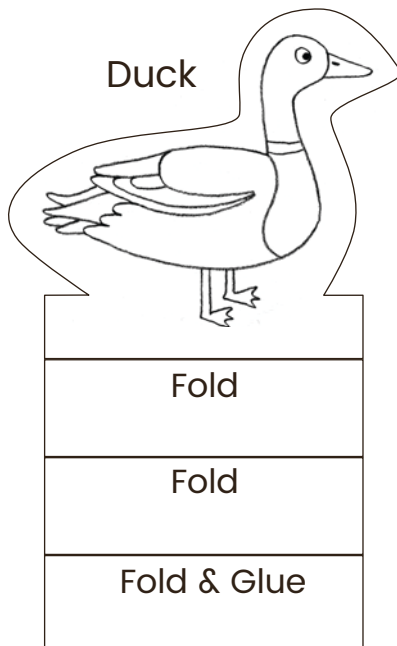
# Mini canal adventure

**Colour, cut out, fold  
and glue to make  
your character  
stand up.**

Boat  
girl



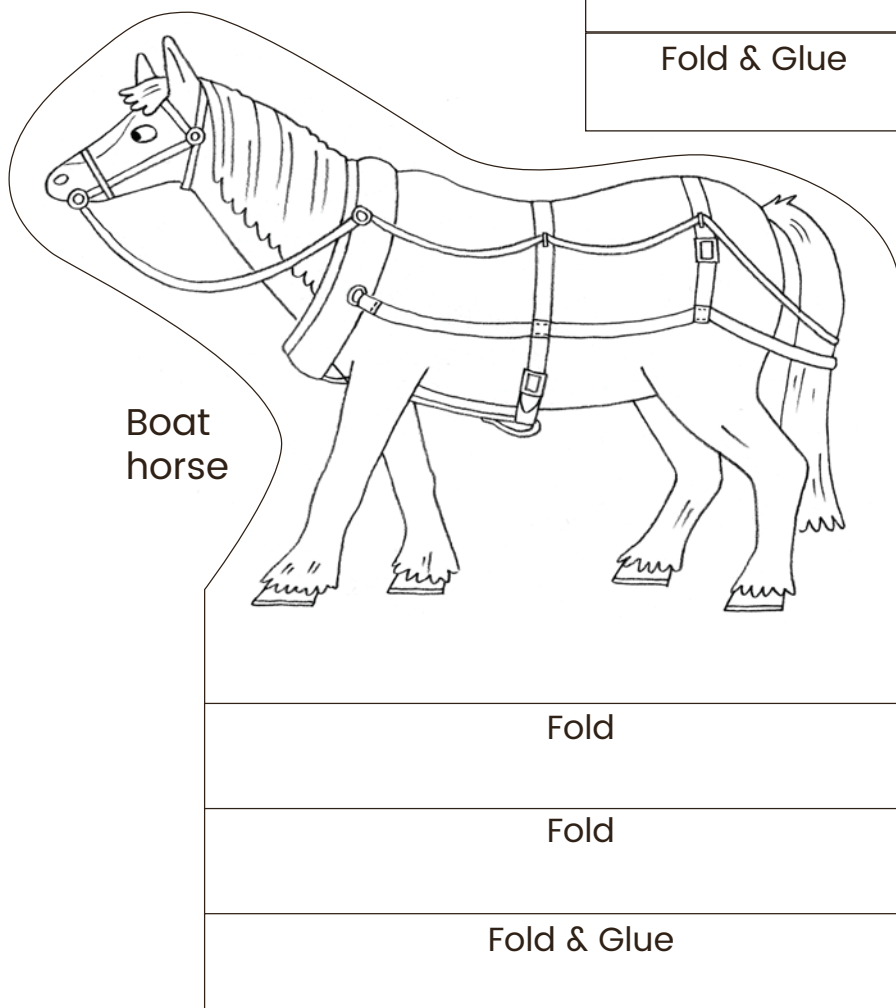
Duck



Boat  
boy



Boat  
horse



# Mini canal adventure

**Colour, cut out, fold  
and glue to make  
your character  
stand up.**

