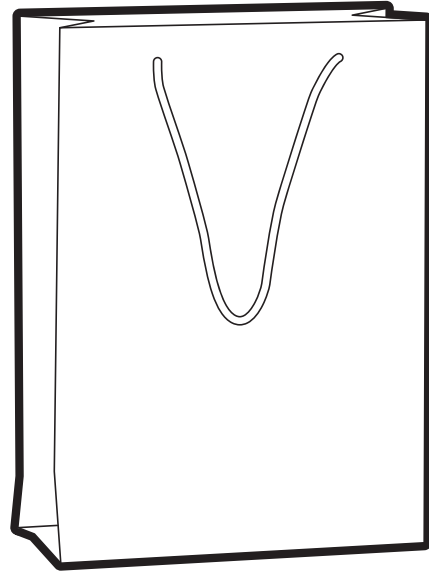



Roses and Castles

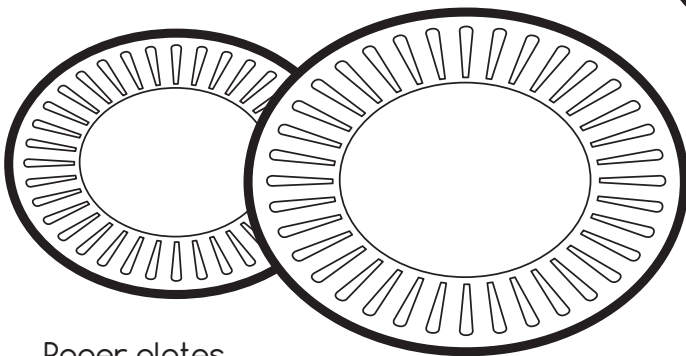
Fun things to do: page 1 of 4

What you need

Roses and Castles
painting templates



Paper bags
(Optional)




Paper plates
(Optional)



Non toxic paint
& paint brushes

Top Tip

Painting can be very messy, so remember to wear an apron.



Roses and Castles

Fun things to do: page 2 of 4

Traditional Canal Art

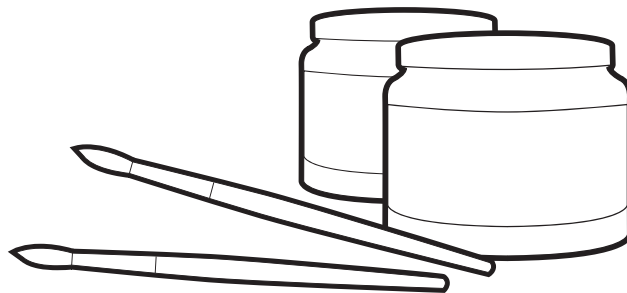
In the Victorian times, as canals were being built, families of canal workers started to live on canal boats in very small cabins.

They would decorate their boats, plates, cups, water cans and lots of other things, with painted flowers and castle pictures. This style of painting became known as 'Roses and Castles'.



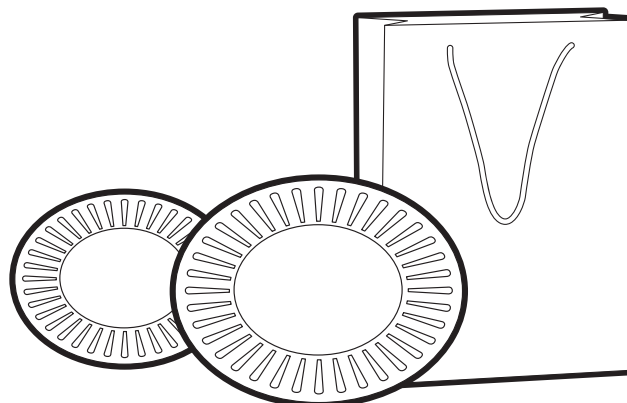
1

Paint the templates of the 'Roses' and 'Castles'. Remember to use bright colours.




2

Paint your own 'Roses' or 'Castles' design on to a paper plate or paper bag. Give to someone as a present.



3

Traditional Roses: 3 of 4



Traditional Castles: 4 of 4

