


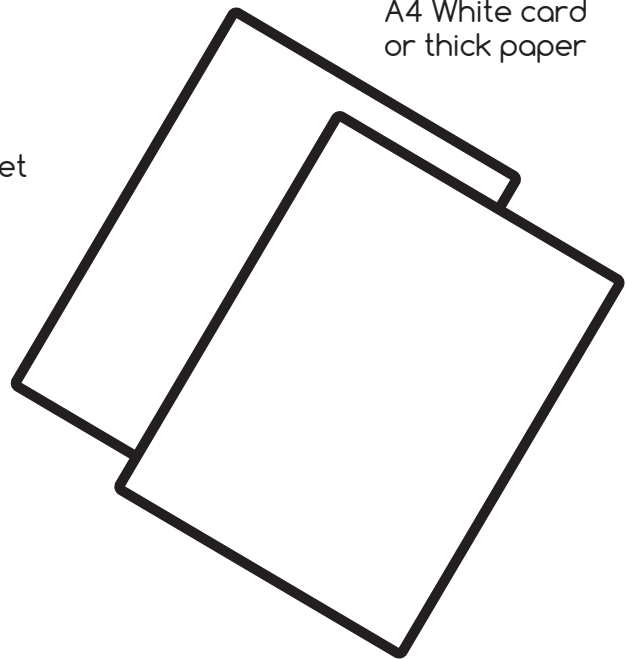
Butterfly

Fun things to do: page 1 of 3

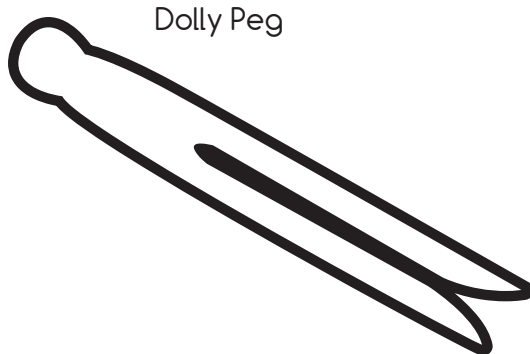
What you need




Butterfly
template sheet



A4 White card
or thick paper



Dolly Peg



1 ½ Pipe Cleaners
for each butterfly
(Cut whole pipe
cleaners in half)

Top Tip


Ask an adult to drill two small holes in the butterfly's head, then insert two antennae using another pipe cleaner.



Butterfly

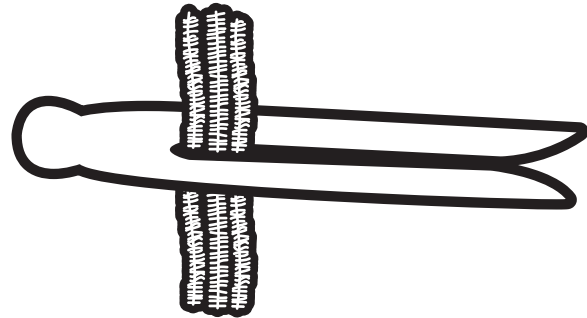
Fun things to do: page 2 of 3

Either cut out a copy of the plain template and draw round it to produce a butterfly shape on white card, or cut out a patterned template, stick it onto thick paper and cut it out.



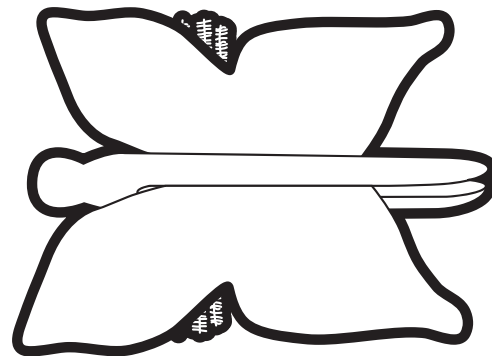
1

Decorate the wings using felt tip pens, then push the three pieces of pipe cleaner into the 'legs' of the dolly peg.



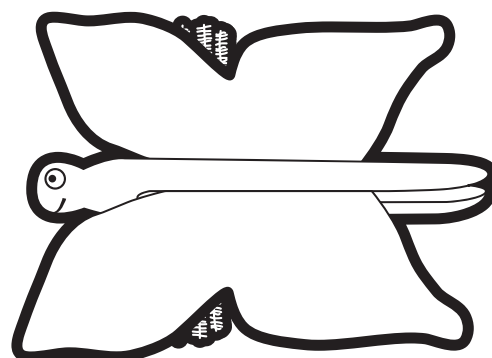
2

Push the decorated wings into the dolly peg to hold the legs in place.



3

A smiley face can be painted on the round end of the dolly peg to finish the butterfly.



4

Butterfly

Fun things to do: page 3 of 3

