

## Caring for Limehouse Basin

We're the charity working to protect and bring to life this 250-year-old network of canals and rivers spanning England and Wales. Not so long ago many canals were abandoned, and some lost forever. Today, with your support, wildlife is recovering, history is alive, boats are plentiful and spending time in this environment is contributing to our health and happiness.

Our mission is to keep this extraordinary network of canals and rivers alive, teeming with wildlife, transforming places they run through and enriching all of our lives. Your support today could help us care for London's canals and many more places, for today and generations to come.

DONATE



Please support our work & donate today

SCAN ME



The task of protecting the finest examples of working industrial heritage including Limehouse Basin, and the wildlife that calls it home, is growing all the time. As a charity we need you by our side more than ever. Please support our work today.

Registered with



FUNDRAISING  
REGULATOR



Canal &  
River Trust

Making life better by water

## Keeping history alive

Limehouse Basin was originally known as Regent's Canal Dock. Its opening created an important connection between the Thames and the country's inland canal system. From its opening in 1820 until its closure to commercial traffic in 1969, the basin was the interchange between the sea and the inland waterways.

In the basin, cargoes were transferred from larger ships to the shallow-draught canal boats. Coal was delivered from the North of England and timber from Norway and Finland. Ice from Scandinavia was supplied to butchers, fishmongers and ice-cream makers in King's Cross.

Discover lots of fun things to do with the family by and on the water. Go to [canalrivertrust.org.uk/explorers](https://canalrivertrust.org.uk/explorers)

Enjoy

Take Action

Volunteer

Donate

[canalrivertrust.org.uk](https://canalrivertrust.org.uk)

Registered charity no. 1146792

March 2024



Canal &  
River Trust

## Welcome to Limehouse Basin

The gateway between the Thames and 2,000 miles of canals and rivers.




We're the charity making life better by water










Once a dock, Limehouse Basin is now home to narrowboats, yachts and ocean-going pleasure craft. With its cafes and shops it's a great place for a day out.

**Visit us at:**

Limehouse Basin,  
Horseferry Road,  
Limehouse E14 8DY

 Allow 1–2 hours for your visit

**Find your way around**

-  towpath
-  swing bridge
-  pub
-  play area
-  marina
-  point of interest
-  canoeing
-  Docklands Light Railway station
-  railway station

**Stay SAFE**  
**Stay Away From the Edge!**

For more information on visiting safely:  
[canalrivertrust.org.uk/safety](http://canalrivertrust.org.uk/safety)

Details correct at time of print, please check before travelling.





## 5 things to do at Limehouse Basin

- 1** **Stroll** around the basin to the Accumulator Tower, an important piece of local heritage, where pressurised water provided hydraulic power for cranes, locks and swing bridges.
- 2** **Pause** and watch the many different boats and yachts coming and going.
- 3** **Enjoy** a traffic-free cycle ride either along the Thames Path or Regent's Canal and into the city.
- 4** **Find** The Grapes in historic Narrow Street – it's said to be the setting for Charles Dickens' final novel, Our Mutual Friend.
- 5** **Follow** the towpath along Limehouse Cut to Queen Elizabeth Olympic Park (2 miles/3.5km).

### Did you know?

When tall ships, large traditionally-rigged sailing vessels, arrive in or leave the basin traffic in Narrow Street is stopped, barriers come down, the swing bridge opens and the tidal sector gates let the boats in or out.



 Map not to scale:  
covers approx.  
¼ mile / 1.2km